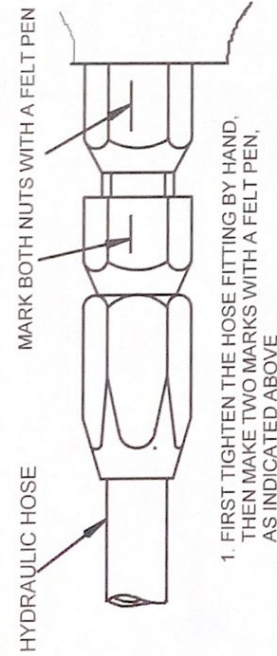
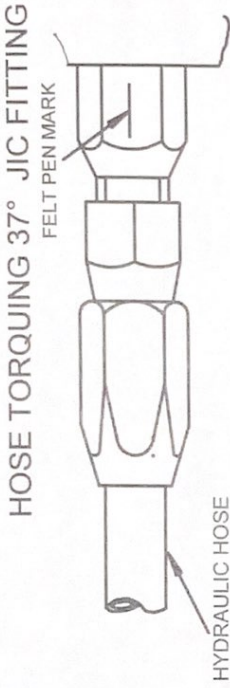


J. I. C. FITTINGS (JOINT INTERNATIONAL CONVENTION)

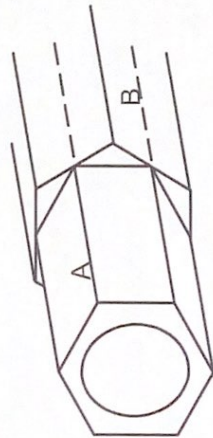


1. FIRST TIGHTEN THE HOSE FITTING BY HAND, THEN MAKE TWO MARKS WITH A FELT PEN, AS INDICATED ABOVE



2. THEN TORQUE THE SWIVEL NUT ACCORDING TO THE ROTATIONAL DISTANCES INDICATED BELOW, DEPENDING ON THE SIZE OF THE FITTING, e.g. SIZE -12 TORQUE 1 TO 1/2 FLATS

RECOMMENDED METHOD OF TIGHTING 37° J I C FLARED FITTING



EXAMPLE :-
A DEMONSTRATION OF ROTATING ONE FLAT OF A HEXAGON, TIGHTEN FROM POINT "A" TO POINT "B"

LINE SIZE	ROTATE THE HEXAGON NUT
-04	1 1/2 - 1 3/4 FLATS
-06	1 - 1 1/2 FLATS
-08	1 1/4 - 1 3/4 FLATS
-10	1 1/4 - 1 3/4 FLATS
-12	1 - 1 1/2 FLATS
-16	3/4 - 1 FLAT
-20	1/2 - 3/4 FLAT
-24	1/2 - 3/4 FLAT
-32	3/4 FLAT